

Dear Secretary Espinosa,

The UNFCCC's Paris Agreement on climate change set the world on a new course towards a science-based target for maintaining a manageable and just climate future. Meeting this target of keeping global temperature rise below 2 °C while aiming for stabilising at 1.5 °C will not be easy. But it must be done. Climate change caused by humans is no longer a future threat: it has arrived, it is dangerous and it will get worse.

It is critical for all parties in the climate negotiations to stay on top of the latest science in order to understand new and emerging risks and options to mitigate risk. It is in this context that we share with you and the delegates of COP23 a brief summary of the latest science, prepared by Future Earth and the Earth League, which sets out *The 10 Science 'Must Knows' on Climate Change*. This draws from and builds on numerous international science assessments and reports, for example, from the IPCC, WMO, and UN Environment, as well as the most recent analyses coming out of the scientific literature.

Today, the Global Carbon Project, sponsored by Future Earth and the World Climate Research Programme, published the **2017 global carbon budget. Following three years of almost no growth, In 2017, CO₂ emissions from fossil fuels and industry are projected to grow by 2.0% (+0.8 to +3.0%).** This news is deeply concerning. The world has not reached peak emissions yet. There is no room for complacency.

The science is clear; achieving the Paris Agreement is not only necessary, it is possible. But it is also clear that for society to develop and prosper in a near-to 2 °C world there must be a transformation to global sustainable development. Decarbonising the world economy by 2050-2070 is not enough. We also need to safeguard the resilience of all ecosystems on Earth, and transition to healthy and equitable societies for all world citizens, as expressed by the UN Sustainable Development Goals..

In short, a safe climate future depends on a transition to global sustainability, but global sustainability is also the only path to a safe climate future. This places COP23 centrally on the global stage of world development. Thank you for your leadership on this critical issue for humanity. We hope these "10 Science Must Knows" will provide support to all delegates in the COP23 climate negotiations.

Kind regards,

Johan Rockström
Chair, Earth League

Amy Luers
Executive Director, Future Earth

The 10 Science ‘Must Knows’ on Climate Change

Prepared by the Earth League and Future Earth for the UNFCCC 23rd Conference of the Parties, 2017

futureearth
research for global sustainability



The Paris Agreement aims to hold “the increase in the global average temperature to well below 2 °C above pre-industrial levels” and pursue efforts “to limit the temperature increase to 1.5 °C above pre-industrial levels”. In 2016, global average surface temperature reached about 1.1 °C above pre-industrial levels, making it the warmest year on record¹. Globally averaged concentrations for carbon dioxide (CO₂) reached 403.3 parts per million in 2016, up from 400.0 ppm in 2015. This is a record annual increase². The science is clear that meeting the Paris Agreement will require rapidly ridding society of fossil fuels. In addition, the world will have to safeguard and enhance existing carbon sinks, and

major efforts will be needed to build societal resilience in the face of unavoidable climate change.

The following statements summarise key scientific insights relating to the Paris Agreement and economic and policy options that would help us reach these goals. These statements show that the climate challenge must be positioned in the larger context of global sustainability. With the 23rd Conference of the Parties taking place in Bonn in November, these statements are intended to provide climate negotiators, policy makers, and business leaders with an evidence-based briefing to advance solutions for a manageable climate future.

Where do we stand?

1. Evidence shows that Earth has entered a new geological epoch – the Anthropocene – with profound implications for humanity and the relative stability of the Earth system.

A defining characteristic of the last 11,000 years, a period in Earth history geologists call the Holocene, has been global climatic stability. Global average surface temperature, for example, has fluctuated plus or minus 1 °C³. Agriculture and our advanced civilisation emerged against the backdrop of this relatively stable climate.

Evidence from many lines of inquiry now indicates that human influence is so substantial that Earth is no longer in the Holocene, but rather in a new geological epoch, the

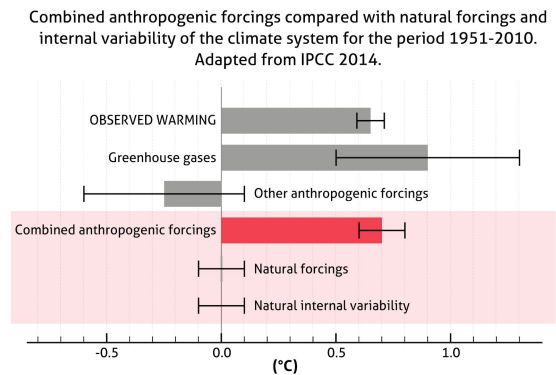
Anthropocene⁴. Evidence ranges from rising atmospheric concentrations of greenhouse gases, ocean acidification, ozone depletion, biodiversity loss, and alterations to the carbon, water, and nitrogen cycles.

The land and oceans absorb approximately 50% of human-induced CO₂ emissions. So far, despite an exponential rise in human pressures since the 1940s-1950s, these sinks have moderated human influence on the climate. Deforestation and agriculture are weakening land carbon sinks.

2015 and 2016 saw record increases in the accumulation of atmospheric CO₂ due to CO₂ emissions and a weaker carbon sink on land in response to El Niño. El Niño is now over but the 2017 projection for atmospheric CO₂ is above the past decadal average. This is a concern⁵.

Weakened carbon sinks will hamper efforts to remain below 2 °C⁶. This suggests that succeeding with the Paris Agreement is closely coupled with succeeding in implementing the UN Sustainable Development Goals (SDGs), which set out a roadmap for a transformation to global sustainability for both people and planet.

Figure 1. Human drivers are extremely likely to have been the dominant cause of the observed warming since the mid-20th century (IPCC 2014b).



2. Earth is approaching tipping points due to human pressures.

We should not expect climate change to happen incrementally. In the past, large parts of the Earth system, such as ice sheets, rainforests, and oceans, have shifted abruptly following long periods of incremental change⁷. Expected future abrupt changes might cross thresholds or tipping points that may be irreversible and may have large negative implications for human populations. Research suggests three temperature ranges of concern for tipping points⁸:

Tipping elements that may be crossed at a 1-3 °C rise in global average surface temperature (note: these levels are within the range of the Paris Agreement targets)

- Loss of Arctic summer sea ice
- Irreversible melting of parts of the Greenland Ice Sheet
- Irreversible melting of the West Antarctic Ice Sheet

- Loss of many warm-water coral reefs
- Disappearance of many mountain glaciers

Tipping elements that may be crossed at 3-5 °C

- Significant parts of the Amazon shift from rainforest to savanna
- Boreal forests: large-scale ecological and shifts affecting regional warming
- Influence on the thermohaline circulation, in particular slowdown of the Atlantic Meridional Overturning Circulation
- Changes to strength and frequency of the El Niño-Southern Oscillation
- Greening of the Sahel

Tipping elements likely beyond 5 °C

- Irreversible melting of the East Antarctic Ice Sheet
- Melting permafrost and release of methane
- Loss of Arctic winter sea ice

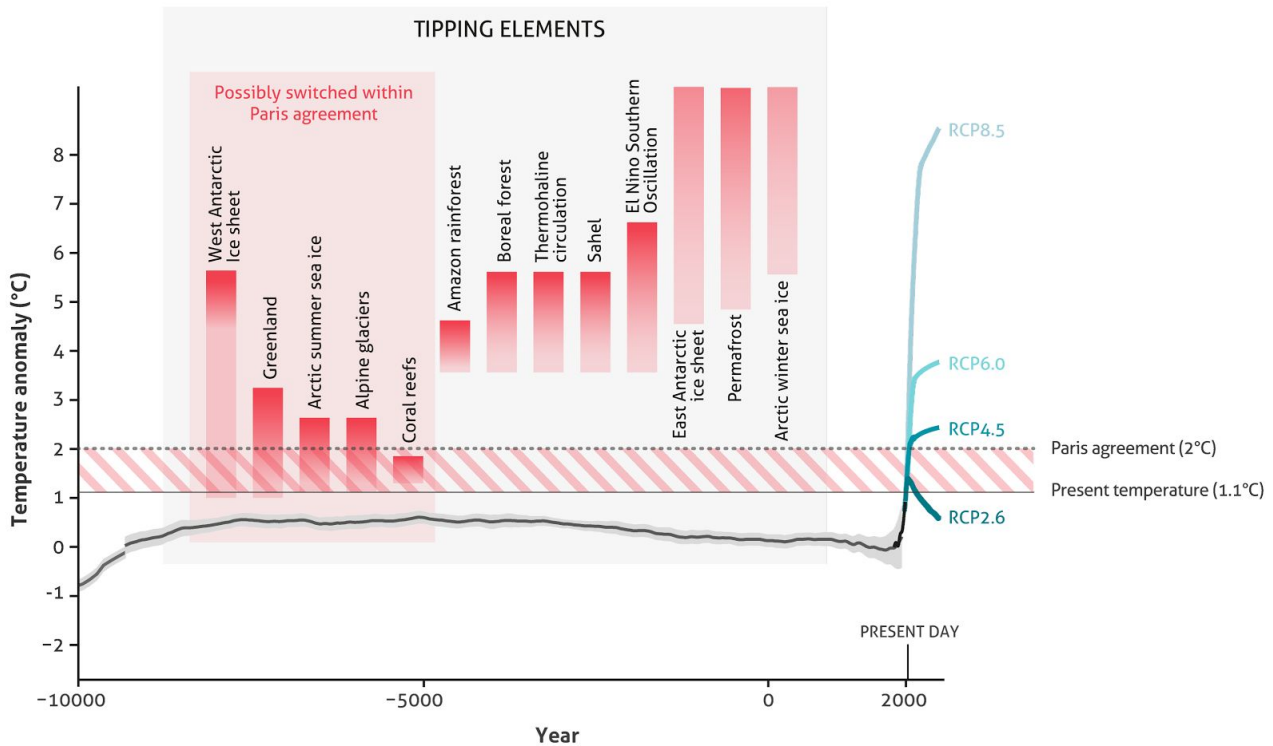


Figure 2. Global average surface temperatures during the last 10,000 years have been remarkably stable, fluctuating just plus or minus 1 °C (black line). In 2016 temperatures reached 1.1 °C above pre-industrial levels. Humanity is currently living in the warmest period in the history of modern civilisation. Red bars: Estimated temperature thresholds related to Earth system tipping elements. The tipping elements at risk within the Paris range of 1.5-2 °C global warming are shown within the inset. Blue lines: global average temperature to 2100 based on low (RCP2.6) to high (RCP8.5) emissions (Adapted from Schellnhuber et al. 2016).

3. Risks of extreme weather are increasing.

The record-breaking 2017 Atlantic hurricane season⁹ is a glimpse into the changing risks of the Anthropocene. Energy is accumulating in the oceans and atmosphere as a result of human greenhouse gas emissions¹⁰ and the associated global warming. The increasing energy is amplifying the hydrological cycle and influencing tropical storms by supplying them with more energy. These increasing environmental pressures are further exacerbated by urban development, which is intensifying in vulnerable regions such as flood zones.

Long-term observations suggest that heatwaves have become more frequent in the last 50 years in large parts of Europe, Asia, and Australia¹¹. It is also likely that the numbers of extreme rainfall events over land have increased in many regions over the past few decades¹², most markedly in Southeast Asia (+ 50%) but also in Europe (+ 30%)¹³. The rise in extreme weather events, already at 1.1 °C global warming, have significant social and economic implications with rising mortality levels due to heatwaves (see statement 6 below). Weather-related disasters may affect two-thirds of the European population by 2100 compared with 5% in 1980-2010 under business as usual conditions¹⁴.

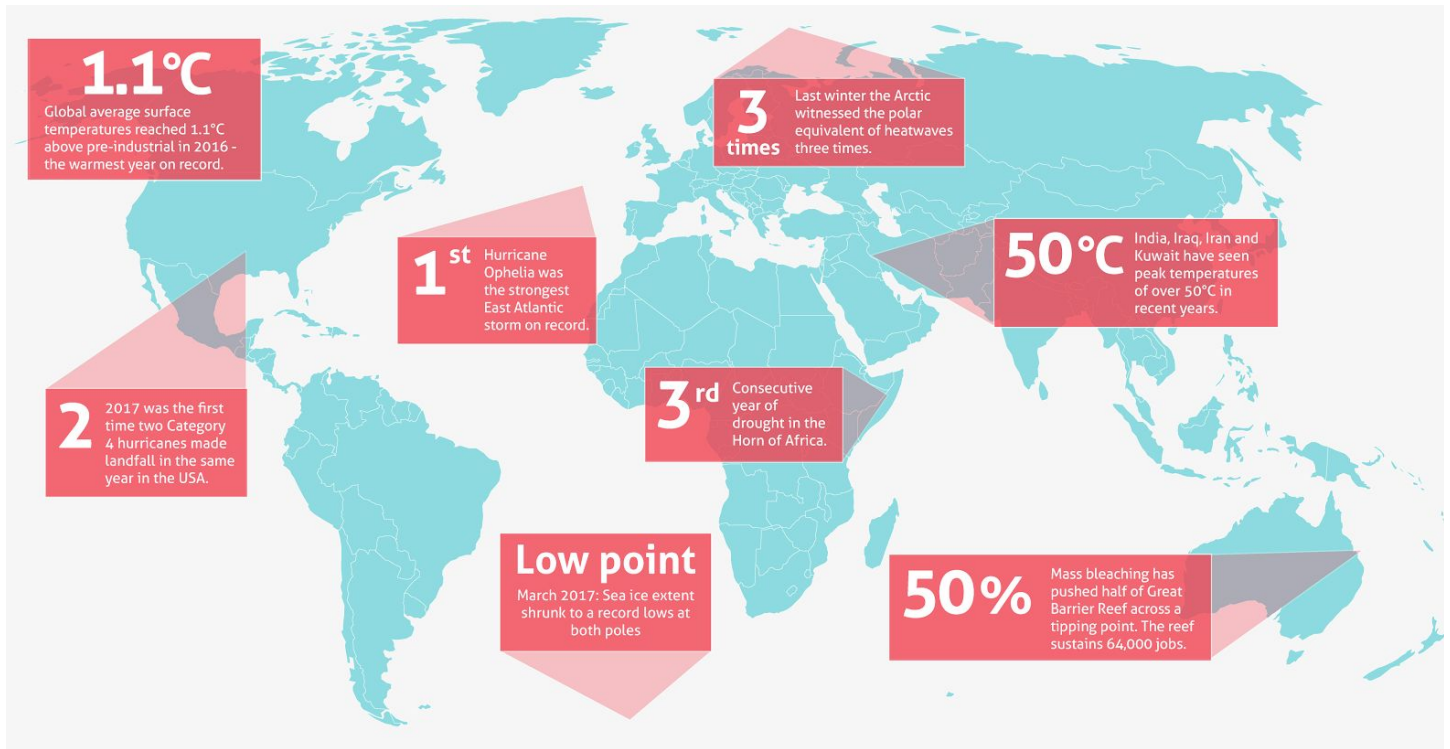


Figure 3. Selected significant climate-related events 2016-2017 (adapted from NOAA 2017).

4. Rising sea levels and ocean acidification are growing threats.

Sea-level rise

The ocean stores 93% of the additional heat trapped in the climate system by greenhouse gases emitted by human activities¹⁵. The resulting warmer waters expand causing sea levels to rise. Melting glaciers and ice sheets also contribute to sea-level rise. Sea levels will continue to rise while greenhouse gas emissions continue, and levels will not stabilise until centuries after stabilisation of greenhouse gas emissions¹⁶.

By the end of the century, global average sea levels are projected to rise about one metre, presenting substantial challenges for coastal protection in places ranging from Florida to Bangladesh¹⁷. If emissions continue unabated, meltwater from Greenland and Antarctica will,

eventually, dominate sea-level rise. These ice sheets are estimated to lead to more than two metres of sea-level rise per degree of global warming¹⁸.

Ocean acidification

Ocean uptake of CO₂ from emissions from human activities is causing the chemistry of the oceans to change. Ocean acidification is occurring at unprecedented rates. The last time the pace of ocean acidification came close to current rates was 56 million years ago and coincided with very significant changes in ocean ecosystems that have been described as a major extinction. Ocean acidification is progressing faster today by an order of magnitude than it did at that time¹⁹. Scientists are already seeing negative effects of ocean acidification on food webs. However, it is an open research question how ocean acidification will, ultimately, affect food webs, starting with plankton, the basis of life in the sea²⁰

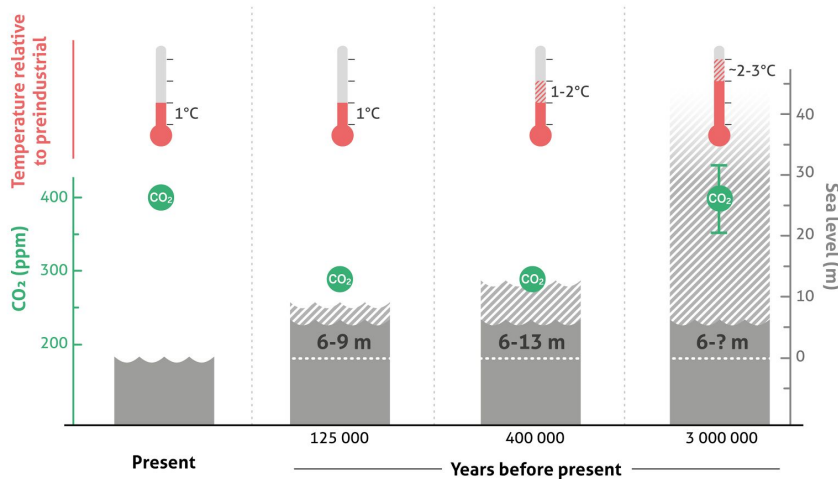


Figure 4. In several past warm periods between ice ages temperatures have reached the equivalent of over 1°C above pre-industrial temperatures. Sea levels rose at least six metres (Dutton et al. 2015; WMO 2017c).

Why should we care?

5. The costs of climate change are already being felt today and will increase in the future.

Changes in the climate in recent decades have caused impacts on natural and human systems on all continents and across the oceans²¹. However, the impacts have been uneven. The lowest-income nations, which have contributed little to global greenhouse gas emissions, will bear the brunt of the adverse consequences of climate change, since they tend to be situated in some of the hottest regions of the planet. An International Monetary Fund (IMF) analysis indicates that a 1 °C increase in temperature in a country with an average annual temperature of 25 °C – such as Bangladesh, Haiti, or Gabon – would reduce per-capita output by up to 1.5%²². Accordingly, if global warming emissions continue unabated the resulting temperature rise would cut about one-tenth of the per-capita output of median low-income economies²³.

Air pollutants such as black carbon and tropospheric ozone are altering the climate and

also have substantial, direct negative effects on human health²⁴. Analyses suggest that the total lost economic value from global climate-altering pollutants in the form of particles is roughly US\$1.9 trillion annually. In this sense, the world ought to be willing to pay this much to reduce it. This is about 2.7% of the global economy, which amounted to approximately US\$70 trillion in 2010²⁵.

The negative effects of unmitigated climate change, through rising temperatures, shifting precipitation patterns, more frequent natural disasters, and rising sea levels are not limited to the poor. The economic impacts of these effects are already being felt in more developed regions of the world and are expected to continue to rise. For example, recent analyses suggest that over the next 15 years, higher sea levels combined with storm surges are likely to increase the average annual cost of coastal storms along North America's Eastern Seaboard and the Gulf of Mexico by US\$2-3.5 billion²⁶.

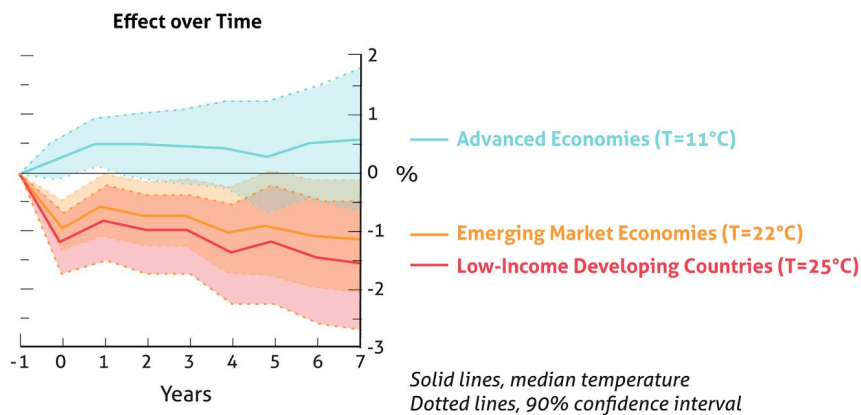


Figure 5. The calculated economic impact of a rise in temperature of 1 °C is negative in Low-Income Developing Countries (which typically have very warm climates, Temperature = 25 °C) and Emerging Market Economies (warm climates, T = 22 °C), and positive in Advanced Economies (cooler climates, T = 11 °C) (International Monetary Fund 2017).

6. Human health is at risk from air pollutants that alter the climate, and the impacts of a changing climate, which are decreasing food security and increasing the risks of disease and heat stress.

The health of human populations is sensitive to shifts in weather patterns and other aspects of climate change. Research suggests that rising temperatures have already increased the risk of heat-related death and illness. For example, analysis suggests that human-caused climate change at least doubled the likelihood of the 2003 European heatwave²⁷, which caused up to 70,000 premature deaths²⁸. And local changes in temperature and rainfall have altered the distribution of some water-borne illnesses and disease vectors and have caused reduced food production in some vulnerable populations²⁹.

Climate-altering air pollutants such as black carbon and tropospheric ozone also have substantial, direct, and negative effects on human health³⁰. In fact, these pollutants are among the largest health-risk factors globally³¹.

Looking forward, accelerating changes in Earth's natural systems are a significant threat to human health and livelihood as a result of possible impacts on nutrition, food availability, respiratory diseases, and the spread of parasites. For example, a recent estimate suggests that crop-yield losses could be 3-7% per degree of warming³². Furthermore, climate change coupled with population growth and development patterns is increasing stresses on global water resources. By 2050, more than half of the world's population will live in water-stressed areas, and a billion or more will not have sufficient water resources³³.

These health threats will become increasingly severe over time without steps to reduce the risks³⁴. Areas with weak health infrastructure – mostly in developing countries – will be the least able to cope without assistance to prepare for and respond to health emergencies.



Figure 6. The links between greenhouse gas emissions, Earth-system change and public health are clear. Top: Health effects of heatwaves. 125 million more vulnerable people over the age of 65 years were exposed to heatwaves in 2016 than in 2000. Middle: Global labour capacity of rural labourers has fallen by 5.3% from 2000 to 2016 due to rising temperatures and the inability to work when it's too hot. Bottom: Spread of diseases due to changing climatic conditions. In countries where dengue is endemic, the capacity for one of the main mosquitoes to transmit dengue fever has increased globally since 1950 by 9.5% (Watts et al. 2017).

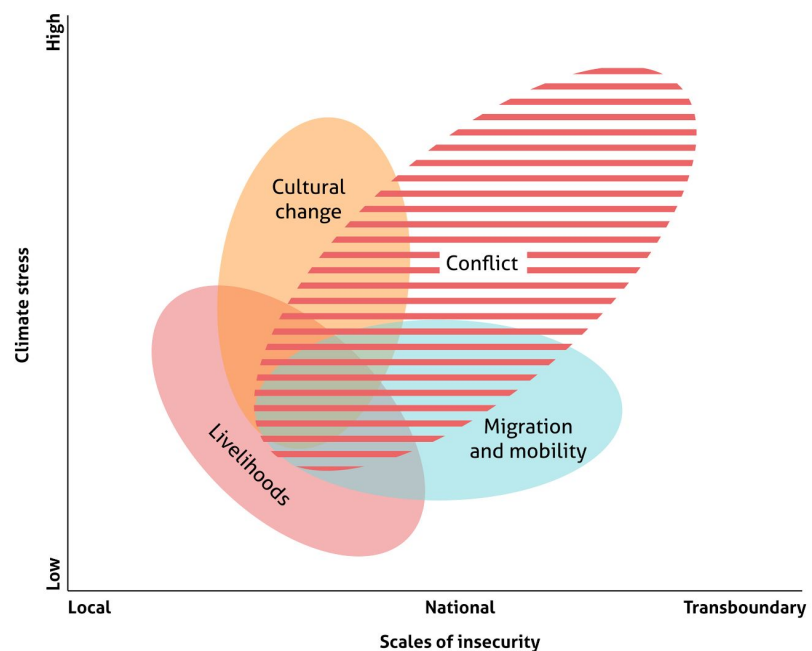
7. Climate change is likely to exacerbate the risk of large-scale migration and civil unrest.

In 2015, more than 19 million people were displaced by natural disasters and extreme weather events³⁵. Recent studies suggest that the changing climate can be expected to further heighten the risks of large-scale migration and civil unrest³⁶. In addition to increasing temperatures, changing precipitation patterns, and extreme weather events, rising sea levels are projected to put millions of people at risk of severe coastal flooding and displacement; the majority of those affected are likely to be in East, Southeast, and South Asia. Together these shifts are anticipated to undermine livelihoods, threaten infrastructure, increase food insecurity, and compromise the ability of states to provide conditions for human security³⁷.

Most links between climate, conflict, and migration are complex and ambiguous, but floods, heatwaves, and droughts can create fragile conditions or exacerbate existing fragile situations. The changing climate is increasing the odds that these fragile conditions will arise and the likelihood that they will be severe.

According to an analysis of three decades of conflict data (1980-2010), about 23% of conflict outbreaks in countries with existing ethnic tensions robustly coincided with climatic events such as heatwaves and droughts. This suggests that natural hazards can significantly reduce resilience in politically fragile societies³

Figure 7. Scenario of climate change impacts on human security and the interactions between livelihoods, cultural change, conflict, and migration (IPCC 2014b).



How can we avoid dangerous impacts?

8. The world needs to act faster: deeper cuts are needed to reduce risk of global average temperature rising 2 °C above pre-industrial levels. A pathway of halving global emissions every decade is consistent with this goal.

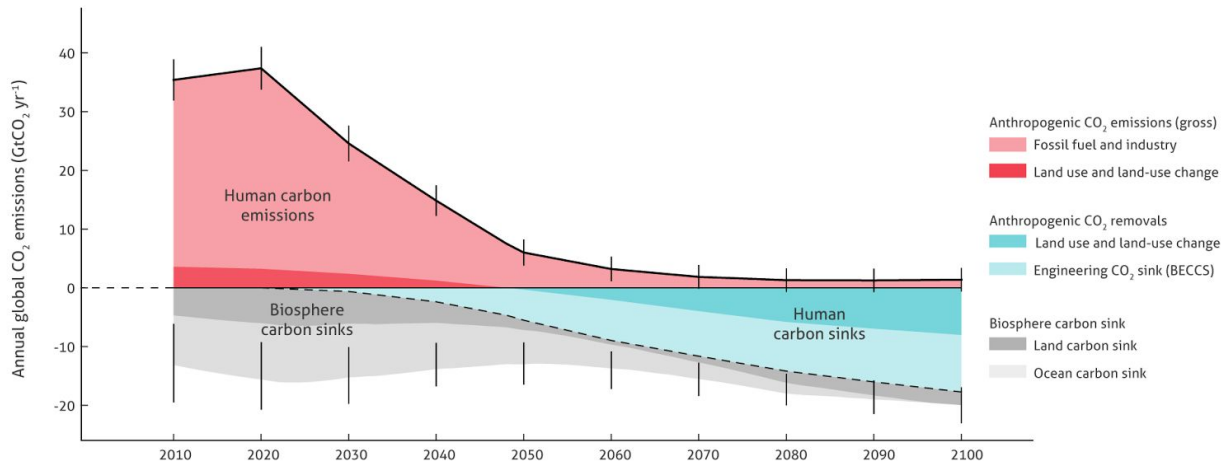
Limiting global average temperature below 2 °C translates to a cumulative carbon budget of approximately 2,895 gigatonnes of carbon dioxide (GtCO₂), or 2,162 GtCO₂ for 1.5 °C. By 2015, past emissions amounted to 2,052 GtCO₂. This leaves a remaining budget of approximately 843 GtCO₂ for just a 66% probability of remaining below 2 °C, or 110 GtCO₂ to reach 1.5 °C with the same probability. This further translates to approximately 20 years of emissions at rates similar to today (around 40 GtCO₂ annually) for a 2 °C target. For the 1.5 °C goal, the budget will be extinguished before 2020³⁹.

To substantially reduce the risk of global average temperature rising by 2 °C, global emissions

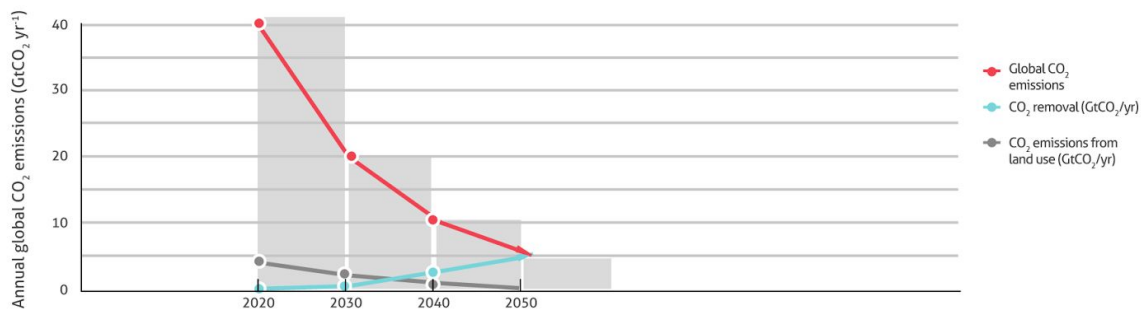
should peak no later than 2020 and approach net zero by 2050-2060. This must also be done in concert with halting deforestation, turning agriculture from carbon source to carbon sink, and protecting existing carbon sinks on ocean and land. Pursuing efforts to limit temperature increase to 1.5 °C is likely to require untried industrial-scale deployment of carbon capture and storage solutions in addition to reducing emissions to approximately zero by 2050-2060⁴⁰. Delaying large-scale emissions reductions by a decade makes the Paris goal almost unattainable⁴¹. As a simple rule of thumb, if nations and non-state actors (businesses, cities, etc) set goals to halve their emissions every decade, the world would have a stronger chance of achieving the Paris Agreement⁴².

Progress is being made. Between 2014 and 2016, there was almost no growth in the magnitude of annual CO₂ emissions⁴³, largely due to significant efforts in China. For over a decade, renewable energy expansion around the globe has grown at an exponential rate, doubling around every 5.5 years. This exponential trajectory is consistent with complete decarbonisation of the energy sector by mid-century⁴⁴. But emissions are projected to rise again on 2017. This is concerning.

DECARBONISATION PATHWAY CONSISTENT WITH THE PARIS AGREEMENT



GLOBAL CARBON LAW GUIDING DECADAL PATHWAYS



FOSSIL FUEL PHASE OUT

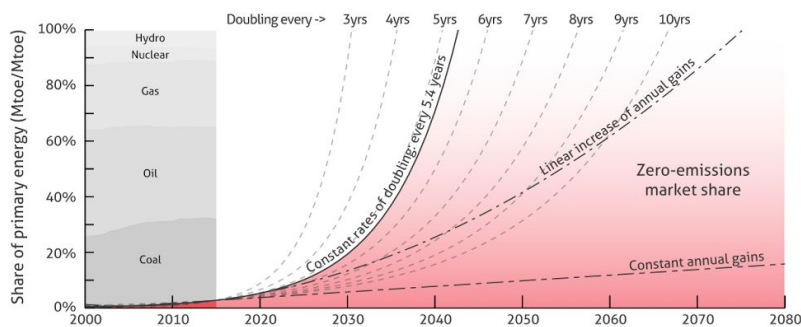


Figure 8. Top: a representative pathway to stabilise global average temperature at around 1.5 °C with 50% probability. Such pathways assume large-scale "negative emissions" to achieve this goal, which have been untried at scale. Middle: a rule of thumb of halving emissions every decade is consistent with the Paris Agreement. Bottom: renewable energy's share of primary energy is growing exponentially – doubling around every 5-6 years, albeit from a very low baseline. This exponential trajectory is consistent with Paris Agreement goals (Rockström et al. 2017).

9. Analyses suggest that it is possible for the world to meet Paris Agreement targets if nation states cooperate and coordinate mitigation efforts. Carbon pricing is an important policy tool that would create substantial revenues amounting to potentially several percent of GDP.

As shown by the Intergovernmental Panel on Climate Change (IPCC) and several global economic analyses⁴⁵, removing fossil fuels from the world economy to enable world development below 2 °C is feasible. We have the technologies and policy instruments to succeed.

Unmitigated climate change is likely to slow the global economy. The estimated costs range from 2-10% of GDP⁴⁶ by 2100 to 23% of GDP⁴⁷ (global average across countries). On the other hand, recent estimates of the cost of removing fossil fuels from the global economy if all mitigation technologies are available and nations cooperate come in at 1-3% of global GDP by 2030 and around 5% by 2100. This comes with significant added benefits: long-term energy security, reduced pollution, improved health, and greater socio-economic competitiveness⁴⁸.

Decarbonising the world economy will require concerted efforts among all sectors and actors. Carbon pricing is a key policy to level the playing field by making low-carbon energy sources cost competitive and providing an incentive for economic actors to reduce reliance on fossil fuels. Carbon pricing would create substantial revenues amounting to potentially several percent of GDP (Figure 9). Additionally, carbon prices allow for a comparison of national determined contributions

(NDCs). As such they are a transparent indicator for national climate policy ambitions, making them a useful tool to increase the mitigation efforts because they establish reciprocity between countries⁴⁹.

Fossil fuel subsidies are a direct contradiction of the goal of the Paris Agreement. The IMF calculates that global fossil fuel subsidies amount to US\$5 trillion annually, when accounting for indirect costs such as health impacts (direct subsidies are circa US\$500 billion)⁵⁰. Framed another way, every ton of CO₂ is subsidised by roughly US\$150⁵¹. Fossil fuel subsidy reform would allow the world to switch from a “negative” carbon price to a price that reflects the true social costs of fossil fuel use due to climate change, for example local air pollution and health.

The prices of renewable technologies, for example wind power, photovoltaics, and battery storage systems, are now low enough to compete favourably with existing fossil-fuel technologies. However, rapid disruption of the global energy system will require sustained and large-scale investment in research and development. This will create the next generation of technologies and keep the world on the exponential trajectory of renewable installation witnessed in the last decade.

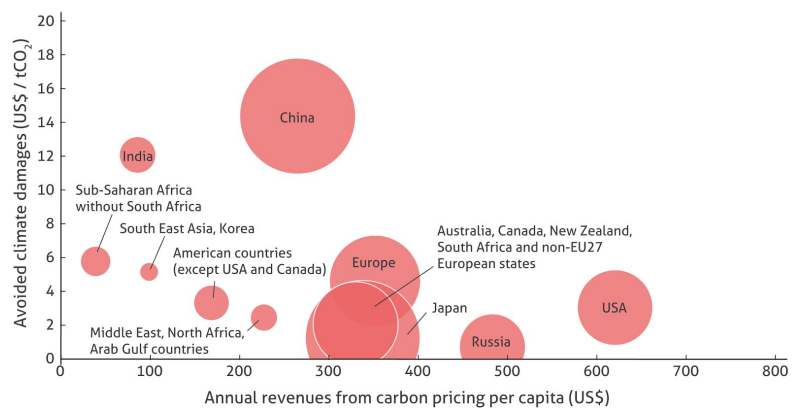


Figure 9. Summary of incentives for domestic carbon pricing by region: annual per-capita revenues from a carbon price of US\$ 30/tCO₂ (x-axis), avoided climate damages per avoided tCO₂ (y-axis), and health co-benefits (area of circles) (Adapted from Edenhofer et al. 2015).

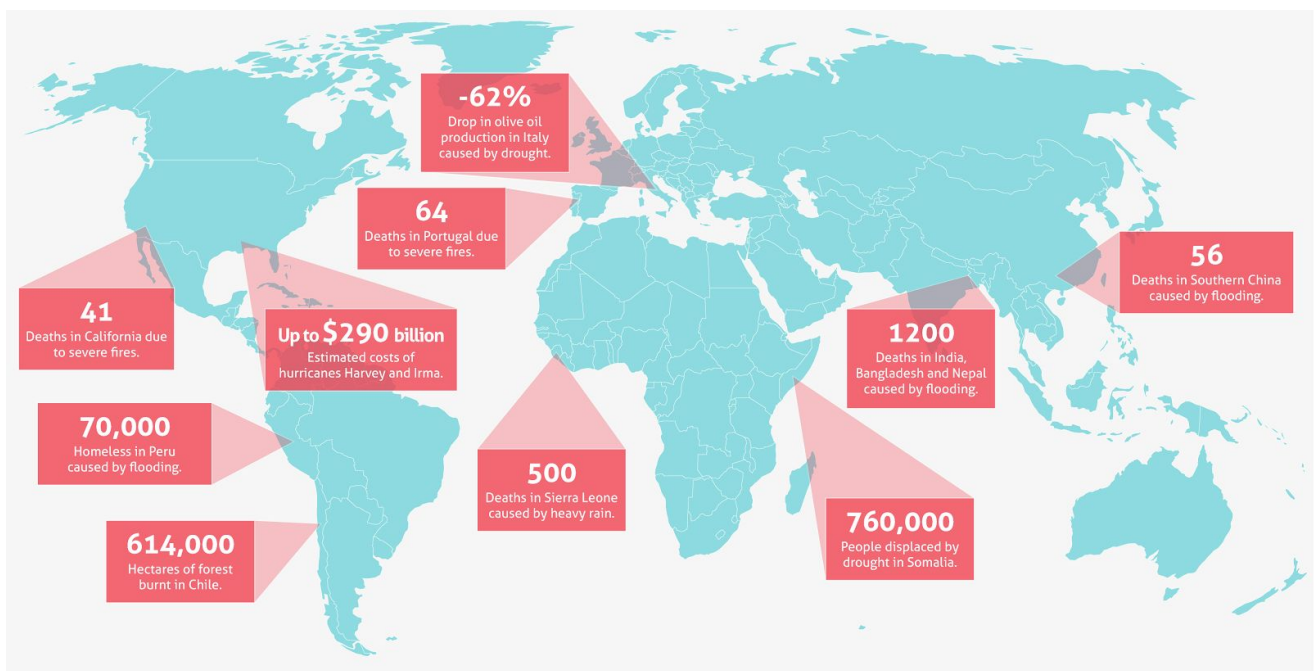
10. Adaptation and resilience building are necessary even if the world succeeds with aggressive international action to reduce emissions of greenhouse gases.

Even keeping temperature rise to below 2 °C above pre-industrial levels, some regions will experience increased risks of rising sea levels, forest fires, and water and food insecurity and may see increases in extreme heat, disease, and weather events. Safeguarding and strengthening the resilience of natural systems, from forests to soils to oceans, as the climate warms will require a global transformation to sustainability.

The evidence is clear that both mitigation and adaptation to climate change are needed to attain a manageable climate future and achieve the SDGs. A mitigation-only strategy will not work because many changes are already under way and are now unavoidable. An adaptation-only strategy will not work as most adaptation measures become more costly and less effective, and in some cases ineffective, as the magnitude of climate change increases⁵².

The SDGs have provided the world with a roadmap towards prosperity for all citizens on Earth, which calls for a global transformation to sustainability. The cumulative scientific evidence indicates that sustainable development, with transformations to sustainable food systems, decarbonised energy systems, resilient cities, human equity and justice, universal health and education, eradicated poverty and hunger, sustainable consumption and production, healthy oceans, safe water, and protected biodiversity, form a fundamental cornerstone for success in achieving good climate adaptation and climate resilience.

Figure 10. Humanitarian, social and economic impacts due to environmental stresses and extreme events. People have always been exposed to extreme events, but these events are likely to change in frequency and intensity in a warmer world. Plus, populations and infrastructure are expanding in vulnerable areas. This often occurs without adequate planning for large-scale shocks and ongoing incremental change (WMO 2017c).



References

1. WMO (World Meteorological Organization), 2017a. WMO Statement on the State of the Global Climate in 2016. WMO-No. 1189. Geneva, Switzerland.
2. WMO (World Meteorological Organization), 2017b. Greenhouse gas concentrations surge to new record. Available at: <https://public.wmo.int/en/media/press-release/greenhouse-gas-concentrations-surge-new-record> [Accessed 2 Nov 17].
3. Marcott, S.A., Shakun, J.D., Clark, P.U., Mix, A.C., 2013. "A Reconstruction of Regional and Global Temperature for the Past 11,300 Years." *Science* (80-.), 339, 1198–1201.
4. Waters, C.N., Zalasiewicz, J., Summerhayes, C., Barnosky, A.D., Poirier, C., Gauszka, A., Cearreta, A., Edgeworth, M., Ellis, E.C., Ellis, M., Jeandel, C., Leinfelder, R., McNeill, J.R., Richter, D. deB., Steffen, W., Syvitski, J., Vidas, D., Wagreich, M., Williams, M., Zhisheng, A., Grinevald, J., Odada, E., Oreskes, N., Wolfe, A.P., 2016. "The Anthropocene is functionally and stratigraphically distinct from the Holocene." *Science* (80-.), 351, 2622.
5.
 - Le Quéré, C., Andrew, R.M., Friedlingstein, P., Sitch, S., Pongratz, J., Manning, A.C., Korsbakken, J.L., Peters, G.P., Canadell, J.G., Jackson, R.B., Boden, T.A., Tans, P.P., Andrews, O.D., Arora, V.K., Bakker, D.C.E., Barbero, L., Becker, M., Betts, R.A., Bopp, L., Chevallier, F., Chini, L.P., Ciais, P., Cosca, C.E., Cross, J., Currie, K., Gasser, T., Harris, I., Hauck, J., Haverd, V., Houghton, R.A., Hunt, C.W., Hurtt, G., Ilyina, T., Jain, A.K., Kato, E., Kautz, M., Keeling, R.F., Goldewijk, K.K., Körtzinger, A., Landschützer, P., Lefèvre, N., Lenton, A., Lienert, S., Lima, I., Lombardozi, D., Metzl, N., Millero, F., Monteiro, P.M.S., Munro, D.R., Nabel, J.E.M.S., Nakaoka, S., Nojiri, Y., Padín, X.A., Perego, A., Pfeil, B., Pierrot, D., Poulter, B., Rehder, G., Reimer, J., Rödenbeck, C., Schwinger, J., Séférian, R., Skjelvan, I., Stocker, B.D., Tian, H., Tilbrook, B., van der Laan-Luijkx, I.T., van der Werf, G.R., van Heuven, S., Viovy, N., Vuichard, N., Walker, A.P., Watson, A.J., Wiltshire, A.J., Zaehle, S., Zhu, D., 2017. "Global Carbon Budget 2017." *Earth Syst. Sci. Data*. doi.org/10.5194/essdd-2017-123.
 - Peters et al., 2017. "Towards real time verification of CO2 emissions." *Nature Climate Change*. <https://doi.org/10.1038/s41558-017-0013-9>
 - Jackson et al., 2017. "Warning signs for stabilizing global CO2 emissions." *Environmental Research Letters*. <https://doi.org/10.1088/1748-9326/aa9662>
6. Raupach, M.R., Gloor, M., Sarmiento, J.L., Canadell, J.G., Frölicher, T.L., Gasser, T., Houghton, R.A., Le Quéré, C., Trudinger, C.M., 2014. "The declining uptake rate of atmospheric CO2 by land and ocean sinks." *Biogeosciences*, 11, 3453–3475.
7. Lenton, T.M., Held, H., Kriegler, E., Hall, J.W., Lucht, W., Rahmstorf, S., Schellnhuber, H.J., 2008. "Tipping elements in the Earth's climate system." *Proc. Natl. Acad. Sci.*, 105, 1786–1793.
8. Schellnhuber, H.J., Rahmstorf, S., Winkelmann, R., 2016. "Why the right climate target was agreed in Paris." *Nat. Clim. Chang.*, 6, 649–653.
9. Wendel, J., 2017. Unprecedented Hurricane Season Sees Widespread Damage. EOS. Washington, DC.
10. Huber, M., Knutti, R., 2011. "Anthropogenic and natural warming inferred from changes in Earth's energy balance." *Nat. Geosci.*, 5, 31–36.
11. IPCC, 2014b. Climate Change 2014: Synthesis Report. Contribution of Working Groups I, II and III to the Fifth Assessment Report of the Intergovernmental Panel on Climate Change. IPCC, Geneva, Switzerland.
12. IPCC, 2014b. Climate Change 2014: Synthesis Report. Contribution of Working Groups I, II and III to the Fifth Assessment Report of the Intergovernmental Panel on Climate Change. IPCC, Geneva, Switzerland.
13. Lehmann, J., Coumou, D., Frieler, K., 2015. "Increased record-breaking precipitation events under global warming." *Clim. Change*, 132, 501–515.
14. Forzieri, G., Alkama, R., Miralles, D.G., Cescatti, A., 2017. "Satellites reveal contrasting responses of regional climate to the widespread greening of Earth." *Science* (80-.), 356, 1180–1184.
15.
 - IPCC, 2014b. Climate Change 2014: Synthesis Report. Contribution of Working Groups I, II and III to the Fifth Assessment Report of the Intergovernmental Panel on Climate Change. IPCC, Geneva, Switzerland.
 - Trenberth, K.E., Fasullo, J.T., von Schuckmann, K., Cheng, L., 2016. "Insights into Earth's energy imbalance from multiple sources." *J. Clim.*, 29, 7495–7505.
 - Wang, G., Cheng, L., Abraham, J., Li, C., 2017. "Consensuses and discrepancies of basin-scale ocean heat content changes in different ocean analyses." *Clim. Dyn.*, 1–17.
16.
 - Clark, P.U., Shakun, J.D., Marcott, S.A., Mix, A.C., Eby, M., Kulp, S., Levermann, A., Milne, G.A., Pfister, P.L., Santer, B.D., Schrag, D.P., Solomon, S., Stocker, T.F., Strauss, B.H., Weaver, A.J., Winkelmann, R., Archer, D., Bard, E., Goldner, A., Lambeck, K., Pierrehumbert, R.T., Plattner, G.-K., 2016. "Consequences of twenty-first-century policy for multi-millennial climate and sea-level change." *Nat. Clim. Chang.*, 6, 360–369.
 - Dutton, A., Carlson, A.E., Long, A.J., Milne, G.A., Clark, P.U., DeConto, R., Horton, B.P., Rahmstorf, S., Raymo, M.E., 2015. "Sea-level rise due to polar ice-sheet mass loss during past warm periods." *Science* (80-.), 349, 4019–4019.
17. IPCC, 2014b. Climate Change 2014: Synthesis Report. Contribution of Working Groups I, II and III to the Fifth Assessment Report of the Intergovernmental Panel on Climate Change. IPCC, Geneva, Switzerland.
18.
 - Dutton, A., Carlson, A.E., Long, A.J., Milne, G.A., Clark, P.U., DeConto, R., Horton, B.P., Rahmstorf, S., Raymo, M.E., 2015. "Sea-level rise due to polar ice-sheet mass loss during past warm periods." *Science* (80-.), 349, 4019–4019.
 - Levermann, A., Clark, P.U., Marzeion, B., Milne, G.A., Pollard, D., Radic, V., Robinson, A., 2013.

- “The multimillennial sea-level commitment of global warming.” *Proc. Natl. Acad. Sci.*, 110, 13745–13750.
19. Honisch, B., Ridgwell, A., Schmidt, D.N., Thomas, E., Gibbs, S.J., Sluijs, A., Zeebe, R., Kump, L., Martindale, R.C., Greene, S.E., Kiessling, W., Ries, J., Zachos, J.C., Royer, D.L., Barker, S., Marchitto, T.M., Moyer, R., Pelejero, C., Ziveri, P., Foster, G.L., Williams, B., 2012. “The Geological Record of Ocean Acidification.” *Science* (80-), 335, 1058–1063.
 20. Gattuso, J.-P., Hansson, L., 2010. *Ocean Acidification*. Oxford University Press.
 21. IPCC, 2014b. *Climate Change 2014: Synthesis Report. Contribution of Working Groups I, II and III to the Fifth Assessment Report of the Intergovernmental Panel on Climate Change*. IPCC, Geneva, Switzerland.
 22. International Monetary Fund, 2017. *Seeking Sustainable Growth: Short-Term Recovery, Long-Term Challenges*. Washington, DC.
 23. International Monetary Fund, 2017. *Seeking Sustainable Growth: Short-Term Recovery, Long-Term Challenges*. Washington, DC.
 24. Wang, X., Chen, R., Meng, X., Geng, F., Wang, C., Kan, H., 2013. “Associations between fine particle, coarse particle, black carbon and hospital visits in a Chinese city.” *Sci. Total Environ.*, 458–460, 1–6.
 25. IPCC, 2014b. *Climate Change 2014: Synthesis Report. Contribution of Working Groups I, II and III to the Fifth Assessment Report of the Intergovernmental Panel on Climate Change*. IPCC, Geneva, Switzerland.
 26. Bloomberg, M.R., Paulson, H.M., Steyer, T.F., 2014. *Risky Business: The Economic Risks of Climate Change in the United States*.
 27. Stott, P.A., Stone, D.A., Allen, M.R., 2004. “Human contribution to the European heatwave of 2003.” *Nature*, 432, 610–614.
 28. Robine, J.-M., Cheung, S.L.K., Le Roy, S., Van Oyen, H., Griffiths, C., Michel, J.-P., Herrmann, F.R., 2008. “Death toll exceeded 70,000 in Europe during the summer of 2003.” *C. R. Biol.*, 331, 171–178.
 29. IPCC, 2014b. *Climate Change 2014: Synthesis Report. Contribution of Working Groups I, II and III to the Fifth Assessment Report of the Intergovernmental Panel on Climate Change*. IPCC, Geneva, Switzerland.
 30. Wang, X., Chen, R., Meng, X., Geng, F., Wang, C., Kan, H., 2013. “Associations between fine particle, coarse particle, black carbon and hospital visits in a Chinese city.” *Sci. Total Environ.*, 458–460, 1–6.
 31. IPCC, 2014b. *Climate Change 2014: Synthesis Report. Contribution of Working Groups I, II and III to the Fifth Assessment Report of the Intergovernmental Panel on Climate Change*. IPCC, Geneva, Switzerland.
 32. Zhao, C., Piao, S., Wang, X., Huang, Y., Ciais, P., Elliott, J., Huang, M., Janssens, I.A., Li, T., Lian, X., Liu, Y., Müller, C., Peng, S., Wang, T., Zeng, Z., Peñuelas, J., 2016. “Plausible rice yield losses under future climate warming.” *Nat. Plants*, 3, 16202.
 33.
 - Roberts, A.G., 2014. Predicting the future of global water stress. *MIT News*.
 - Schlosser, C.A., Strzepek, K., Gao, X., Fant, C., Blanc, É., Paltsev, S., Jacoby, H., Reilly, J., Gueneau, A., 2014. “The future of global water stress: An integrated assessment.” *Earth’s Future*, 2, 341–361.
 34.
 - IPCC, 2014b. *Climate Change 2014: Synthesis Report. Contribution of Working Groups I, II and III to the Fifth Assessment Report of the Intergovernmental Panel on Climate Change*. IPCC, Geneva, Switzerland.
 - UNEP, 2012. *Global Environment Outlook 5*. Nairobi, Kenya.
 - Whitmee, S., Haines, A., Beyrer, C., Boltz, F., Capon, A.G., Ferreira de Souza Dias, B., Ezeh, A., Frumkin, H., Gong, P., Head, P., Horton, R., Mace, G.M., Marten, R., Myers, S.S., Nishtar, S., Osofsky, S.A., Pattanayak, S.K., Pongsiri, M.J., Romanelli, C., Soucat, A., Vega, J., Yach, D., 2015. *Safeguarding human health in the Anthropocene epoch: report of The Rockefeller Foundation–Lancet Commission on planetary health*, The Lancet.
 35. Bilak, A.A., Cardona-Fox, G., Ginnetti, J., Rushing, E.J., Scherer, I., Swain, M., Walicki, N., Yonetani, M., 2016. *Global Report on Internal Displacement, Internal Displacement Monitoring Centre*.
 36.
 - Burke, M.B., Miguel, E., Satyanath, S., Dykema, J.A., Lobell, D.B., 2009. “Warming increases the risk of civil war in Africa.” *Proc. Natl. Acad. Sci.*, 106, 20670–20674.
 - Hsiang, S.M., Burke, M., Miguel, E., 2013. “Quantifying the Influence of Climate on Human Conflict.” *Science* (80-), 341, 1235367–1235367.
 - Kelley, C.P., Mohtadi, S., Cane, M.A., Seager, R., Kushnir, Y., 2015. “Climate change in the Fertile Crescent and implications of the recent Syrian drought.” *Proc. Natl. Acad. Sci.*, 112, 3241–3246.
 37. IPCC, 2014b. *Climate Change 2014: Synthesis Report. Contribution of Working Groups I, II and III to the Fifth Assessment Report of the Intergovernmental Panel on Climate Change*. IPCC, Geneva, Switzerland.
 38. Schleussner, C.-F., Donges, J.F., Donner, R. V., Schellnhuber, H.J., 2016. “Armed-conflict risks enhanced by climate-related disasters in ethnically fractionalized countries.” *Proc. Natl. Acad. Sci.*, 113, 9216–9221.
 39. USGCRP (U.S. Global Change Research Program), 2017. “Climate Science Special Report: Fourth National Climate Assessment, Volume I.” Eds: D.J. Wuebbles, D.W. Fahey, K.A. Hibbard, D.J. Dokken, B.C. Stewart, T.K. Maycock, p.470. Washington, DC, USA, p.470, doi: 10.7930/J0J964J6
 40.
 - Anderson, K., Peters, G., 2016. “The trouble with negative emissions.” *Science* (80-), 354, 182–183.
 - Rockström, J., Gaffney, O., Rogelj, J., Meinshausen, M., Nakicenovic, N., Schellnhuber, H.J., 2017. “A roadmap for rapid decarbonization.” *Science* (80-), 355, 1269–1271.
 41. Figueres, C., Schellnhuber, H.J., Whiteman, G., Rockström, J., Hobley, A., Rahmstorf, S., 2017. “Three years to safeguard our climate.” *Nature*, 546, 593–595.
 42. Rockström, J., Gaffney, O., Rogelj, J., Meinshausen, M., Nakicenovic, N., Schellnhuber, H.J., 2017. “A roadmap for rapid decarbonization.” *Science* (80-), 355, 1269–1271.
 43. Le Quéré, C., Andrew, R.M., Friedlingstein, P., Sitch, S., Pongratz, J., Manning, A.C., Korsbakken, J.I., Peters, G.P., Canadell, J.G., Jackson, R.B., Boden, T.A., Tans, P.P., Andrews, O.D., Arora, V.K., Bakker, D.C.E., Barbero, L., Becker, M., Betts, R.A., Bopp, L.,

- Chevallier, F., Chini, L.P., Ciais, P., Cosca, C.E., Cross, J., Currie, K., Gasser, T., Harris, I., Hauck, J., Haverd, V., Houghton, R.A., Hunt, C.W., Hurtt, G., Ilyina, T., Jain, A.K., Kato, E., Kautz, M., Keeling, R.F., Goldewijk, K.K., Körtzinger, A., Landschützer, P., Lefèvre, N., Lenton, A., Lienert, S., Lima, I., Lombardozi, D., Metzl, N., Millero, F., Monteiro, P.M.S., Munro, D.R., Nabel, J.E.M.S., Nakaoka, S., Nojiri, Y., Padin, X.A., Perego, A., Pfeil, B., Pierrot, D., Poulter, B., Rehder, G., Reimer, J., Rödenbeck, C., Schwinger, J., Séférian, R., Skjelvan, I., Stocker, B.D., Tian, H., Tilbrook, B., van der Laan-Luijkx, I.T., van der Werf, G.R., van Heuven, S., Viovy, N., Vuichard, N., Walker, A.P., Watson, A.J., Wiltshire, A.J., Zaehle, S., Zhu, D., 2017. "Global Carbon Budget 2017." *Earth Syst. Sci. Data*. doi.org/10.5194/essd-2017-123.
44. Rockström, J., Gaffney, O., Rogelj, J., Meinshausen, M., Nakicenovic, N., Schellnhuber, H.J., 2017. "A roadmap for rapid decarbonization." *Science* (80-.), 355, 1269–1271.
 45. The New Climate Economy, 2016. *The Sustainable Infrastructure Imperative: Financing For Better Growth and Development*.
 46. OECD, 2015. *The Economic Consequences of Climate Change*. OECD Publishing, Paris.
 47. Carleton, T.A., Hsiang, S.M., 2016. "Social and economic impacts of climate." *Science* (80-.), 353, 9837–9837.
 48. IPCC, 2014a. *Climate Change 2014: Mitigation of Climate Change. Contribution of Working Group III to the Fifth Assessment Report of the Intergovernmental Panel on Climate Change*. Cambridge University Press, Cambridge, UK.
 49. Edenhofer, O., Ockenfels, A., 2015. "Climate policy at an impasse," in: *Global Carbon Pricing: We Will If You Will*. Eds: P. Cramton, D. MacKay, A. Ockenfels, S. Stoff. Cambridge: MIT Press.
 50.
 - Coady, D., Parry, I., Sears, L., Shang, B., 2017. "How Large Are Global Fossil Fuel Subsidies?" *World Dev.*, 91, 11–27.
 - IEA and OECD, 2017. *World Energy Outlook 2017*.
 51. Edenhofer, O., 2015. "King Coal and the queen of subsidies." *Science* (80-.), 349, 1286–1287.
 52.
 - Allison, E.H., Perry, A.L., Badjeck, M.C., Neil Adger, W., Brown, K., Conway, D., Halls, A.S., Pilling, G.M., Reynolds, J.D., Andrew, N.L., Dulvy, N.K., 2009. "Vulnerability of national economies to the impacts of climate change on fisheries." *Fish and Fisheries*, 10, 173–196.
 - Lenton, T.M., 2011. "Early warning of climate tipping points." *Nat. Clim. Chang.*, 1, 201–209.
 - McMullen, C.P., Jabbour, J., 2009. *Climate Change Science Compendium 2009*. EarthPrint, Nairboi.
 - Meinshausen, M., 2006. "What does a 2°C target mean for greenhouse gas concentrations? A brief analysis based on multi-gas emission pathways and several climate sensitivity uncertainty estimates," in *Avoiding Dangerous Climate Change*. Eds: J.H. Schellnhuber, W. Cramer, N. Nakicenovic, T. Wigley, G. Yohe, pp. 265–279. Cambridge: Cambridge University Press.
 - National Research Council, 2011. *Climate stabilization targets : emissions, concentrations, and impacts over decades to millennia*. National Academies Press, Washington.
 - Ramanathan, V., Feng, Y., 2008. "On avoiding dangerous anthropogenic interference with the climate system: formidable challenges ahead." *Proc. Natl. Acad. Sci.*, 105, 14245–50.
 - SEGCC (Scientific Expert Group on Climate Change), 2007. "Confronting climate change: Avoiding the unmanageable and managing the unavoidable", in the Report Prepared for the United Nations Commission on Sustainable Development Scientific Expert Group on Climate Change, Sigma Xi and the United Nations Foundation. Eds: R Bierbaum, J.P. Holdren, M. MacCracken, R.H. Moss, P.H. Raven, N. Nakicenovic, p.144. Research Triangle Park, NC and Washington, DC.
- Figures:
1. IPCC, 2014b. *Climate Change 2014: Synthesis Report. Contribution of Working Groups I, II and III to the Fifth Assessment Report of the Intergovernmental Panel on Climate Change*. IPCC, Geneva, Switzerland.
 2. Schellnhuber, H.J., Rahmstorf, S., Winkelmann, R., 2016. "Why the right climate target was agreed in Paris." *Nat. Clim. Chang.*, 6, 649–653.
 3. NOAA, 2017. Selected significant climate anomalies and events. Available at: <https://www.ncdc.noaa.gov/sotc/service/global/extremes/201707>. [Accessed 24 Oct 17].
 4.
 - Dutton, A., Carlson, A.E., Long, A.J., Milne, G.A., Clark, P.U., DeConto, R., Horton, B.P., Rahmstorf, S., Raymo, M.E., 2015. "Sea-level rise due to polar ice-sheet mass loss during past warm periods." *Science* (80-.), 349, 4019–4019.
 - WMO (World Meteorological Organization), 2017c. 2017 is set to be in top three hottest years, with record-breaking extreme weather. Available at: <https://public.wmo.int/en/media/press-release/2017-set-be-top-three-hottest-years-record-breaking-extreme-weather> [Accessed 11 Nov. 2017].
 - Hughes, T.P., Kerry, J.T., Álvarez-Noriega, M., Álvarez-Romero, J.G., Anderson, K.D., Baird, A.H., Babcock, R.C., Beger, M., Bellwood, D.R., Bertkermans, R. and Bridge, T.C., 2017. Global warming and recurrent mass bleaching of corals. *Nature*, 543(7645), 373–377.
 5. International Monetary Fund, 2017. *Seeking Sustainable Growth: Short-Term Recovery, Long-Term Challenges*. Washington, DC.
 6. Watts, N., Amann, M., Ayeb-Karlsson, S., Belesova, K., Bouley, T., Boykoff, M., Byass, P., Cai, W., Campbell-Lendrum, D., Chambers, J. and Cox, P.M., 2017. *The Lancet Countdown on health and climate change: from 25 years of inaction to a global transformation for public health*. The Lancet.
 7. IPCC, 2014b. *Climate Change 2014: Synthesis Report. Contribution of Working Groups I, II and III to the Fifth Assessment Report of the Intergovernmental Panel on Climate Change*. IPCC, Geneva, Switzerland.
 8. Rockström, J., Gaffney, O., Rogelj, J., Meinshausen, M., Nakicenovic, N., Schellnhuber, H.J., 2017. "A roadmap for rapid decarbonization." *Science* (80-.), 355, 1269–1271.
 9. Edenhofer, O., Jakob, M., Creutzig, F., Flachsland, C., Fuss, S., Kowarsch, M., Lessmann, K., Matthauch, L., Siegmeier, J. and Steckel, J.C., 2015. "Closing the

- emission price gap." Global environmental change, 31, 132-143.
10. WMO (World Meteorological Organization), 2017c. 2017 is set to be in top three hottest years, with record-breaking extreme weather. Available at:
<https://public.wmo.int/en/media/press-release/2017-set-be-top-three-hottest-years-record-breaking-extreme-weather> [Accessed 11 Nov. 2017].